




## Quad Fiber Tap LC



### **CUSTOMER SUPPORT INFORMATION**

To order or for a technical information support:

Phone: +33 3 88 10 18 30 or

Fax: +33 3 88 10 18 35

Mail order: COMCRAFT

2, rue de la Mairie


67203 Oberschaeffolsheim - France

Website: [www.lan-wan-tap.com](http://www.lan-wan-tap.com)

E-mail: [info@lan-wan-tap.com](mailto:info@lan-wan-tap.com)

<b>Index pages</b>	<b>pages</b>
1. General Information	3
2. Installation	4
3. Rack Mount modules	5
4. Fiber types	6
5. Additional information	7
6. Disclaimer / Warranty	8

## Quad Port Optic Tap



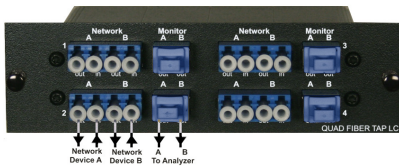
### 1. General Information.

The Fiber Optic Tap is fault tolerant and the ideal solution for 24/7 security monitor applications. Transparent to the network they mirror all 7 protocol layers to the monitor port. The network traffic flows uninterrupted regardless if the monitor ports is use or not.

This passive tap provides a cost effective monitor solution for IDS, protocol and other analysis. They are designed for use in Ethernet, fast and GigaBit Ethernet, ATM, SONET, FDDI up to 622MB, 10 GigaBit, etc...

It holds high quality couplers and zirconia sleeve adapters. The Tap Ports (4) are accessible from the front for connecting the Analyzer while the Network Ports (8) are accessible from the backside. The Tap will continue to pass information in the Network also when the Analyzer is taken away.

## 2. Installation.



Connect the Fiber Optic Tap as shown above.

The Tap works in Full Duplex as well as Half Duplex Mode. The information passes from one Network device to the other, the split rate decides how much is passed to the Analyzer: 50/50 split passes 50% to the Analyzer, 80/20 split passes 20% to the Analyzer.

### Note:

Dirt increases connector loss and can in certain cases block the signal totally. Leave the dust caps on the device if not in use. Mount back the dust caps if the Analyzer is taken away.

### 3. Rack Mount modules.



The Fiber Optic rack modules are designed to fit, together with rack mount plates, in 19 inch rack Systems. The Rack modules plug easily in the rack mount plates.

#### 4. Fiber types.

Maximum Insertion Loss (dB)

Split ratio	50/50	60/40	70/30	80/20	90/10
Multi Mode 50/62.5+10Gb	4.4/4.4	3.1/5.0	2.4/6.3	1.8/8.1	—
Single Mode	3.7/3.7	2.8/4.9	2.0/6.1	1.3/8.0	0.8/12.0

MultiMode 50/62.5 $\mu$ m... Dual Wavelength 850/1300nm

MultiMode 10Gb/50 $\mu$ m... Wavelength 850nm

Single Mode ..... Dual Wavelength 1310/1550nm

F4L - X* - XX**	
Fiber Type*	Split ratio**
E = MM 50/125 $\mu$ m	50 = 50/50%
U = MM 62.5/125 $\mu$ m	60 = 60/40%
Z = MM 10Gb	70 = 70/30%
S = SM	80 = 80/20%
	90 = 90/10%

## 5. Additional Information.

Connectors:	4 x 3 duplex LC, Zirconia sleeve
Operation temperature:	-20 to 80 °C
Storage temperature:	-25 to 85 °C
Operating Humidity:	90%, no condensing
Approval:	CE
Enclosure:	Metal, structured black oven painted
Dimensions (WxDxH):	14.3 x 11.2 x 4.1 cm (WxDxH)
Weight:	595gr

## Disclaimer

The information in this document is subject to change without notice. The manufacturer makes no representations or warranties with respect to the contents hereof and specifically disclaims any implied warranties of merchantability or fitness for any particular purpose. The manufacturer reserves the right to revise this publication and to make changes in the content hereof without obligation of the manufacturer to notify any person of such revision or changes.

## Warranty and Liability

Comcraft warrants that this product is free from defects in material and workmanship at time of shipment. The warranty period is 3 years from the date of purchase. Comcraft assumes no liability for products that have been subjected to abuse, modification, misuse, or if the model or serial number has been altered, tampered with, defaced or removed. Comcraft is not liable under any contract, negligence, strict liability or other legal or equitable theory for any loss of use of the product, inconvenience or damages of any character, whether direct, special, incidental or consequential (including, but not limited to, damages for loss of goodwill, loss of revenue or profit, work stoppage or malfunction)

## Copyright

This publication, including all photographs and illustrations, is protected under international copyright laws, with all rights reserved. Neither this manual, nor any of the material contained herein, may be reproduced without written consent of the author

## Trademarks

The trademarks mentioned in this manual are the sole property of their owners.

Rev 3.1

©2007, Comcraft



COMCRAFT  
2, rue de la Mairie  
67203 Oberschaeffolsheim  
France



+33 3 88 10 18 30



+33 3 88 10 18 35



[www.lan-wan-tap.com](http://www.lan-wan-tap.com)