




COMCRAFT


LAN & WAN TEST EQUIPMENT

USER'S MANUAL

Single Port Fiber Optic Tap



Portable Model



Rack Mount Model

CUSTOMER SUPPORT INFORMATION

To order or for a technical information support:

Phone: +33 3 88 10 18 30 or

Fax: +33 3 88 10 18 35

Mail order: COMCRAFT

2, rue de la Mairie


67203 Oberschaefolsheim - France

Website: www.lan-wan-tap.com

E-mail: info@lan-wan-tap.com

Index	pages
1. General Information	3
2. Installation	4
3. Rack Mount Modules	5
4. Fiber types	6
5. Additional information	7
6. Disclaimer / Warranty	8

SA-Fiber Optic Tap



Stand alone model

1. General Information.

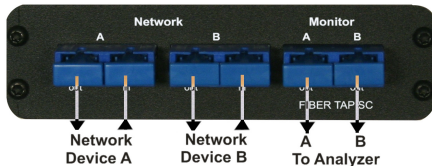
The Fiber Optic Tap offers a perfect and cost effective solution to tap Networks for IDS (security), SNMP (management), RMON (remote) and Protocol Analysis.

The unit is easy to install, fault tolerant, transparent to the Network. It monitors the communication between two Network devices and is designed for use in Ethernet, Fast and GigaBit Ethernet, ATM, SONET, FDDI Networks and more. It is "all-optical" and works at any data-rate.

It has 2 dual SC connectors for connecting Network devices plus 1 dual SC connector for connecting the Analyzer. The Tap will continue to pass information in the Network also when the Analyzer is taken away.

It is compact and housed in a rigid metal enclosure. It requires no electrical power.

2. Installation.



Connect the Fiber Optic Tap as shown above.


The Tap works in Full Duplex as well as Half Duplex Mode. The information passes from one Network device to the other, the split rate decides how much is passed to the Analyzer: 50/50 split passes 50% to the Analyzer, 80/20 split passes 20% to the Analyzer.

Note:

Dirt increases connector loss and can in certain cases block the signal totally. Leave the dust caps on the device if not in use. Mount back the dust caps if the Analyzer is taken away.

3. Rack modules.

RM-Fiber Optic Tap



Rack mount model

The Fiber Optic rack modules are designed to fit, together with rack mount plates, in 19 inch rack Systems. The Rack modules plug easily in the rack mount plates.



Rack mounted

4. Fiber types.

Maximum Insertion Loss (dB)

Split ratio	50/50	60/40	70/30	80/20	90/10
Multi Mode 50/62.5+10Gb	4.4/4.4	3.1/5.0	2.4/6.3	1.8/8.1	—
Single Mode	3.7/3.7	2.8/4.9	2.0/6.1	1.3/8.0	0.8/12.0

MultiMode 50/62.5 μ m... Dual Wavelength 850/1300nm
 MultiMode 10Gb/50 μ m... Wavelength 850nm
 Single Mode Dual Wavelength 1310/1550nm

5. Additional Information.

Connectors:	3 x dual SC, Zirconia sleeve
Operation temperature:	-20 to 80 °C
Storage temperature:	-25 to 85 °C
Operating Humidity:	90%, no condensing
Approval:	CE
Enclosure:	Metal, structured black oven painted
Dimensions (WxDxH):	11.3 x 8.8 x 3cm
Weight:	240gr

Disclaimer

The information in this document is subject to change without notice. The manufacturer makes no representations or warranties with respect to the contents hereof and specifically disclaims any implied warranties of merchantability or fitness for any particular purpose. The manufacturer reserves the right to revise this publication and to make changes in the content hereof without obligation of the manufacturer to notify any person of such revision or changes.

Warranty and Liability

Comcraft warrants that this product is free from defects in material and workmanship at time of shipment. The warranty period is 3 years from the date of purchase. Comcraft assumes no liability for products that have been subjected to abuse, modification, misuse, or if the model or serial number has been altered, tampered with, defaced or removed. Comcraft is not liable under any contract, negligence, strict liability or other legal or equitable theory for any loss of use of the product, inconvenience or damages of any character, whether direct, special, incidental or consequential (including, but not limited to, damages for loss of goodwill, loss of revenue or profit, work stoppage or malfunction)

Copyright

This publication, including all photographs and illustrations, is protected under international copyright laws, with all rights reserved. Neither this manual, nor any of the material contained herein, may be reproduced without written consent of the author

Trademarks

The trademarks mentioned in this manual are the sole property of their owners.

Rev 3.1

©2007, Comcraft



COMCRAFT
2, rue de la Mairie
67203 Oberschaeffolsheim
France



+33 3 88 10 18 30



+33 3 88 10 18 35



www.lan-wan-tap.com